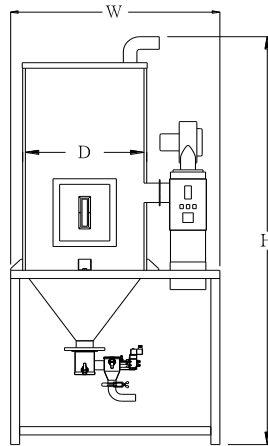


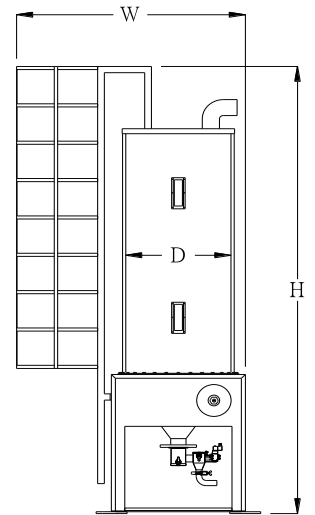
INSULATED & DUST-FREE HOPPER DRYER

FEATURES:

1. Construction is made of SUS304 stainless steel.
2. It is designed with heat-resistant blower.
3. The model \leq KHD-600, hopper is designed with maintenance door except KHD-12 model, dust-free and barrel & cone compacted design.
4. The model \geq KHD-800, hopper is designed with dust-free, and barrel & cone are designed to separated for enlarging air capacity & ensuring air flow evenly.
5. Heater preheating device for energy saving.
6. Insulated structure can reduce electric consumption, avoid re-moisture.
7. Equipped with 24-hour timer
8. Equipped with P.I.D. temperature controller and breaker for double overheat protection devices.
9. Material flow is designed to first in first out.

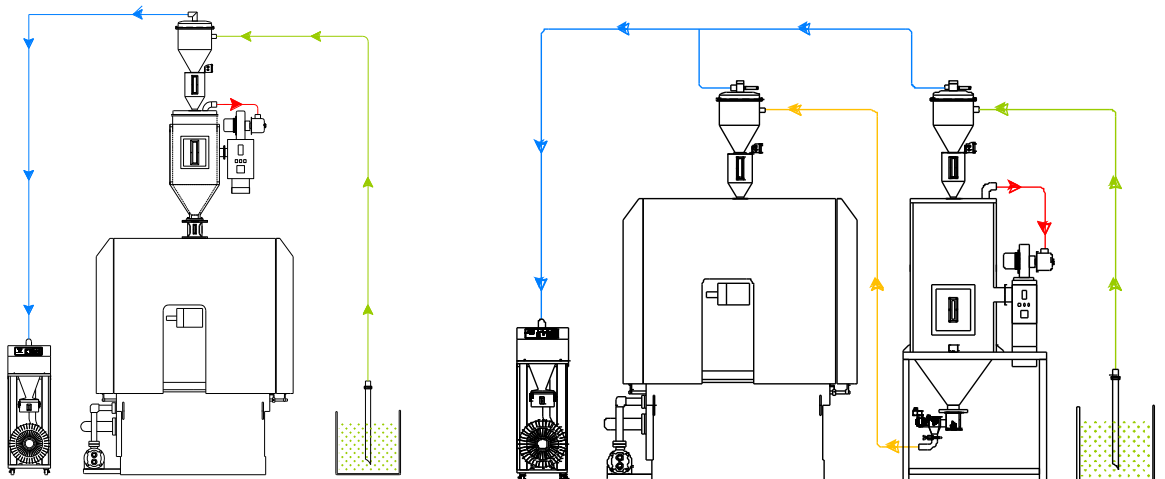


KHD-25~600



KHD-800~3000

FLOWCHART:



SPECIFICATIONS

1 of 2

Model		KHD-12	KHD-25	KHD-50	KHD-100	KHD-200	KHD-300	KHD-400	KHD-600	
Capacity (Bulk density)	LITER	18	43	80	188	361	482	695	1,041	
	0.80	KG	15	34	64	150	289	386	556	833
	0.65		12	28	52	122	235	313	452	676
	0.35		6	15	28	66	127	169	243	364
Heater	KW	2.5	3.5	4.5	7.5	12.0	12.0	16.0	18.0	
Blower	KW	0.09	0.09	0.20	0.25	0.40	0.40	0.60	0.60	
Maintenance door	MM	W	—	200	200	250	250	300	350	400
		H	—	250	300	300	350	400	450	500
Installation base	MM	W	150	150	150	200	250	250	300	300
		D	150	150	150	200	250	250	300	300
Material outlet	MM	ϕ 75	ϕ 75	ϕ 75	ϕ 90	ϕ 90	ϕ 90	ϕ 90	ϕ 90	
Air outlet	INCH	ϕ 1.5	ϕ 2	ϕ 2	ϕ 2.5	ϕ 2.5	ϕ 3.5	ϕ 3.5	ϕ 3.5	
Total load	KW	2.8	3.8	5.1	8.3	13.3	13.3	18.0	20.0	
Dimension	KHD (CM)	W	55	68	78	97	112	121	131	145
		D	46	50	53	61	70	80	90	98
		H	83	99	107	142	181	190	212	255
	With frame (CM)	W	67	79	89	104	120	130	144	152
		D	57	63	70	76	90	99	108	116
		H	159	175	177	195	233	241	270	313
Approx. weight	KHD	KG	30	40	55	100	155	170	230	270
	With frame		35	48	65	120	195	215	280	330
Options	1.Frame (SS41) 2.Suction box (SUS304) 3.Magnet with drawer stand (SUS304) 4.Magnet 5.Connectors of air circulation									
Remarks	1.We reserve the right to change specifications without prior notice.									



SPECIFICATIONS

Model		KHD-800	KHD-1000	KHD-1500	KHD-2000	KHD-2500	KHD-3000	
Capacity (Bulk density)	LITER	1,258	1,695	2,454	3,193	4,069	4,775	
	0.8	KG	1,006	1,327	1,963	2,555	3,255	3,820
	0.65		817	1,078	1,595	2,076	2,645	3,104
	0.35		440	581	859	1,118	1,424	1,671
Heater	KW	36	45	75	90	105	135	
Blower	KW	Customized						
Installation base	W	MM	250	250	250	250	250	250
	D		220	220	220	220	220	220
Material outlet	MM	φ 90	φ 90	φ 90	φ 90	φ 90	φ 90	
Air outlet	INCH	φ 5.0	φ 6.0	φ 8.0	φ 8.0	φ 8.0	φ 8.0	
Total load	KW	35	45	75	90	105	135	
Dimension	KHD (CM)	W	97	97	104	118	151	151
		D	97	97	104	118	151	151
		H	265	325	396	431	315	375
	With frame (CM)	W	214	214	234	229	270	270
		D	194	194	210	210	244	244
		H	429	489	554	582	465	525
Approx. weight	KHD	KG	310	360	410	460	510	560
	With frame		410	460	510	560	610	760
Options		1.Frame (SS41) 2.Suction box (SUS304) 3. Magnet with drawer stand(SUS304) 4.Magnet 5.Connectors of air circulation						
Remarks		1.The model ≥ KHD-800, heater is designed for PET material. 2.We reserve the right to change specifications without prior notice.						